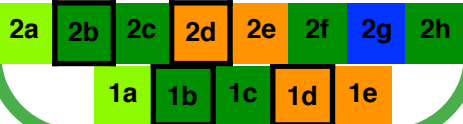


Secret Sentences

Introduction
Strategies
Independent Reading
Return to Text and Response

Content Domain



Secret Sentences

Resources: A4 lined paper with questions at the bottom.
Method: Three different questions circulate around the group. In pairs, children read the question, find the answer or evidence in the text and write down the answer. They fold over their answer and pass the paper to the next pair. This continues until all pairs have answered all questions.



Secret Sentences

Introduction
Strategies
Independent Reading
Return to Text and Response

Content Domain



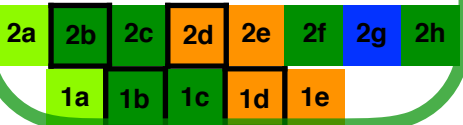
Secret Sentences

Resources: A4 lined paper with questions at the bottom.
Method: Three different questions circulate around the group. In pairs, children read the question, find the answer or evidence in the text and write down the answer. They fold over their answer and pass the paper to the next pair. This continues until all pairs have answered all questions.



Secret Sentences

Introduction
Strategies
Independent Reading
Return to Text and Response



Secret Sentences

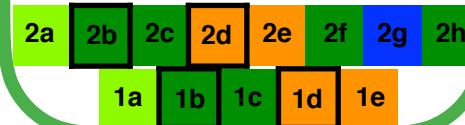
Resources: A4 lined paper with questions at the bottom.
Method: Three different questions circulate around the group. In pairs, children read the question, find the answer or evidence in the text and write down the answer. They fold over their answer and pass the paper to the next pair. This continues until all pairs have answered all questions.



Secret Sentences

Introduction
Strategies
Independent Reading
Return to Text and Response

Content Domain



Secret Sentences

Resources: A4 lined paper with questions at the bottom.
Method: Three different questions circulate around the group. In pairs, children read the question, find the answer or evidence in the text and write down the answer. They fold over their answer and pass the paper to the next pair. This continues until all pairs have answered all questions.

